

Dr Ashraf Shalaby  
Medical Analysis Laboratory  
Ahmad Oraby Str  
El Safa Tower, Floor No 1  
Damanhor  
Egypt

## CLINICAL CHEMISTRY

Randox Laboratories Limited  
55 Diamond Road  
CRUMLIN BT29 4QY  
Tel: +44 (0)28 9445 4399  
Fax: +44 (0)28 9445 4398  
Email: mail@riqas.com

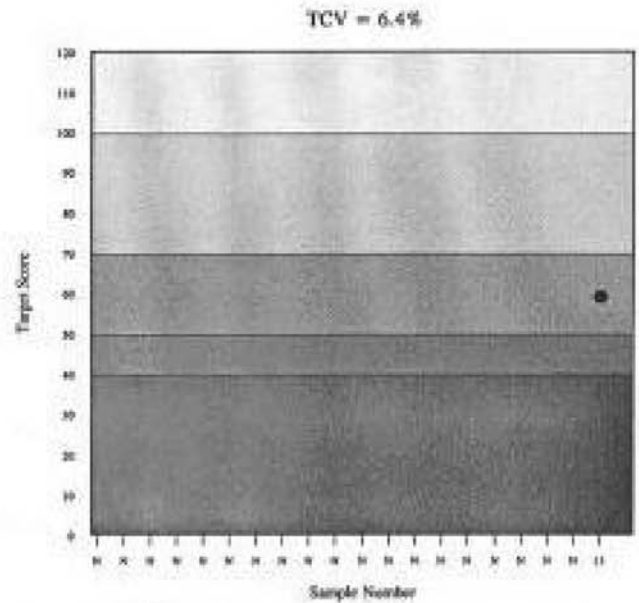
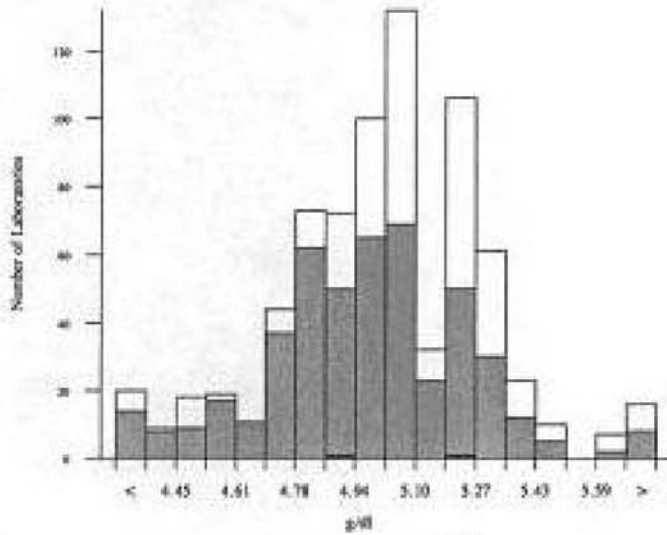
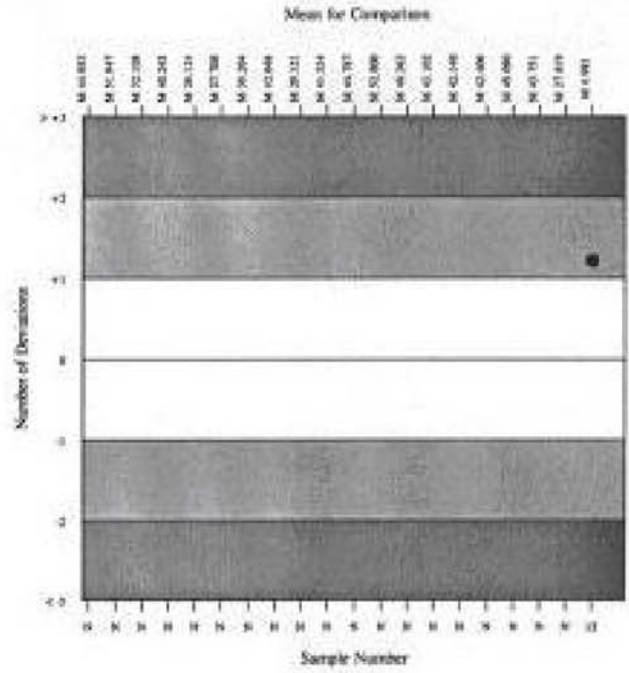
**RIQAS**



# Albumin, g/dl

	N	Mean	SD	CV%	exc.
□ All Methods	755	5.026	0.22	4.3	54
▒ Bromocresol Green	471	4.981	0.22	4.3	57
■ Merck, Microlab	2	5.070	0.24	4.7	0

▲ Your Result	5.240	SDI	1.21
		RMSDI	Too Few
▒ Mean for Comparison	4.981	TS	59
		RMTS	Too Few



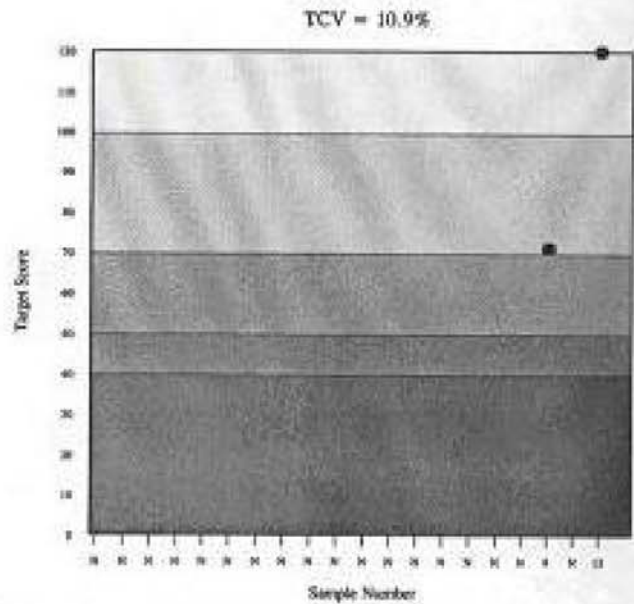
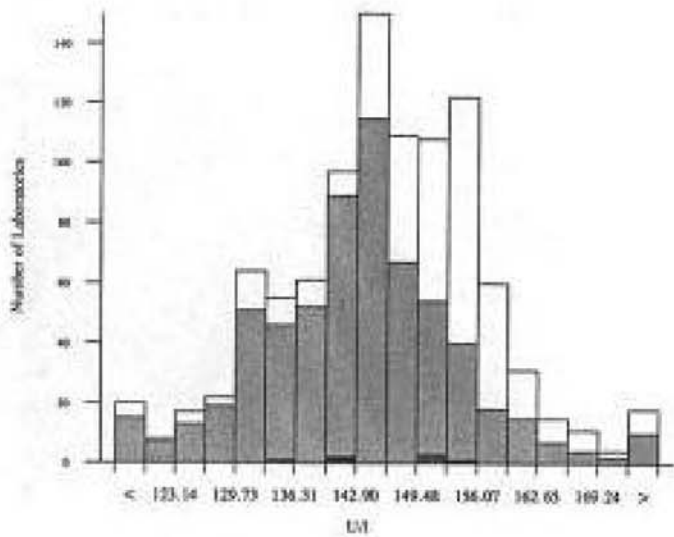
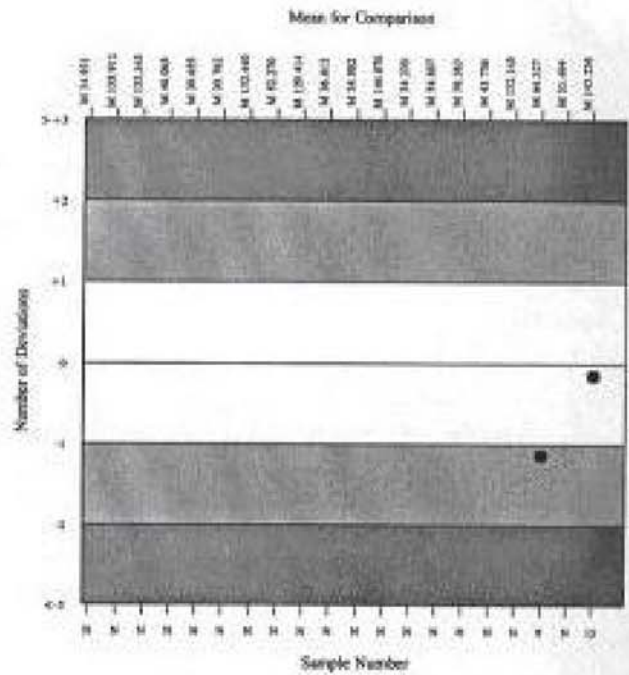
**RIQAS**



# ALT (GPT), U/l @ 37°C

	N	Mean	SD	CV%	rec.
□ All Methods	972	146.196	8.78	6.0	71
▒ Tris buffer no PSP, IFCC/SFBC	624	143.236	8.12	5.7	50
■ Merck, Microlab	7	146.086	6.54	4.5	0

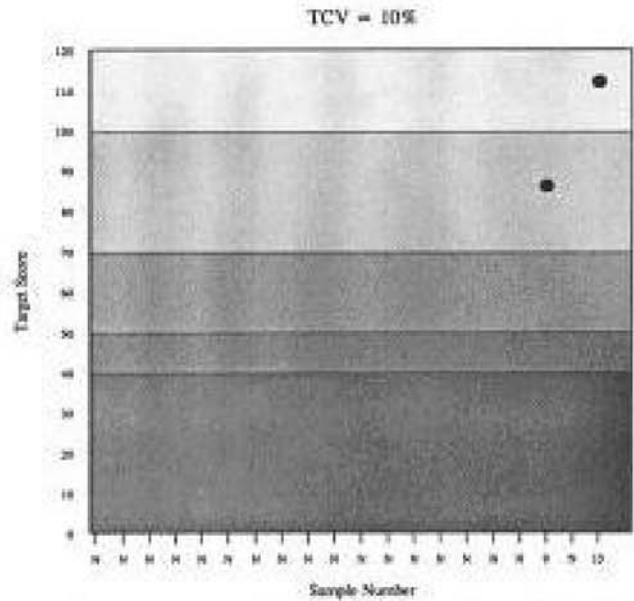
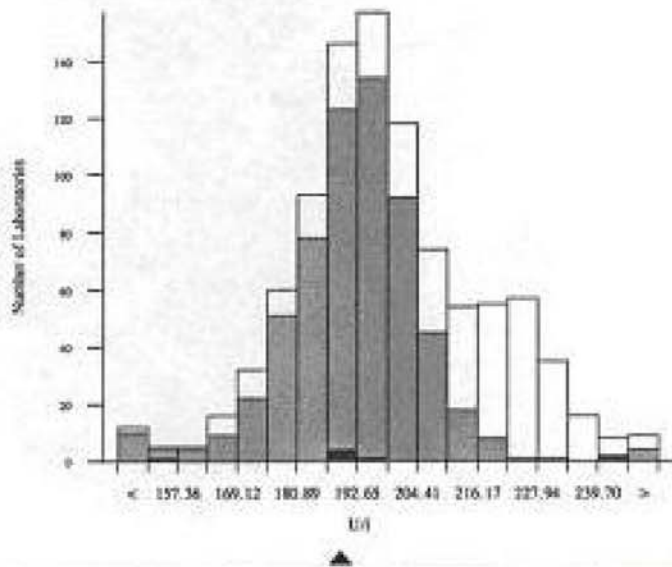
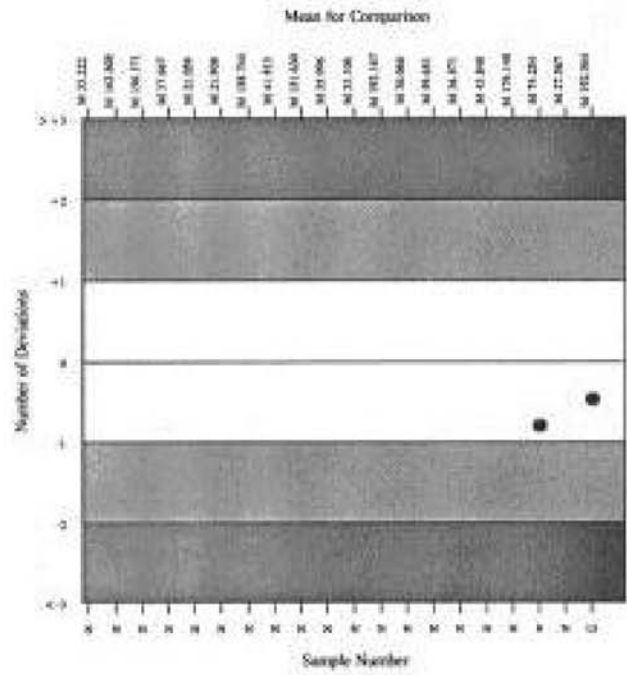
▲ Your Result	142.000	SDI	-0.15
		RMSDI	Too Few
▒ Mean for Comparison	143.236	TS	120
		RMTS	Too Few



# AST (GOT), U/l @ 37°C

	N	Mean	SD	CV%	exc.
☐ All Methods	952	198.535	15.68	7.9	50
▒ Tris buffer no PSP, IPCC/SFBC	606	192.564	9.62	5.0	45
■ Merck, Microlab	7	192.438	3.58	1.9	2

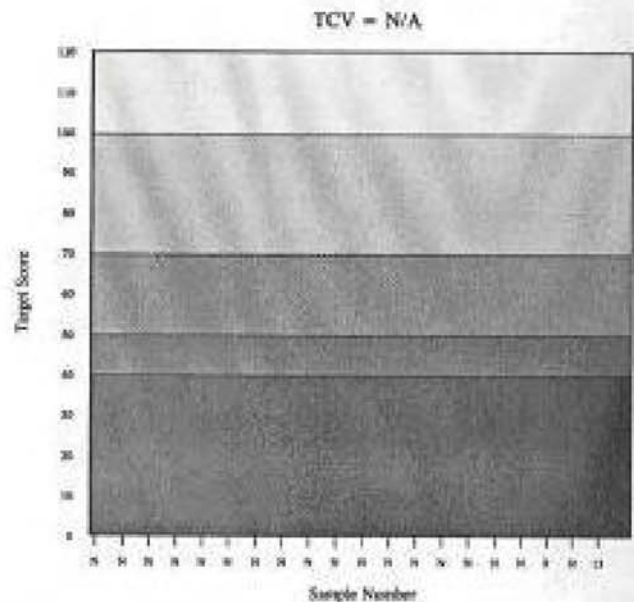
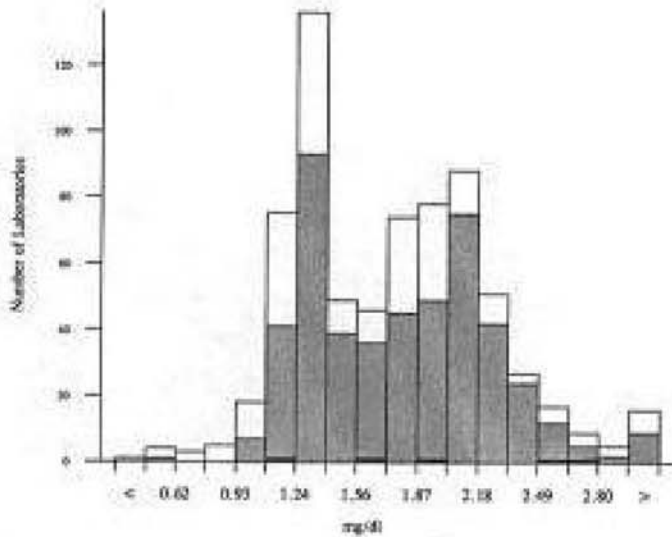
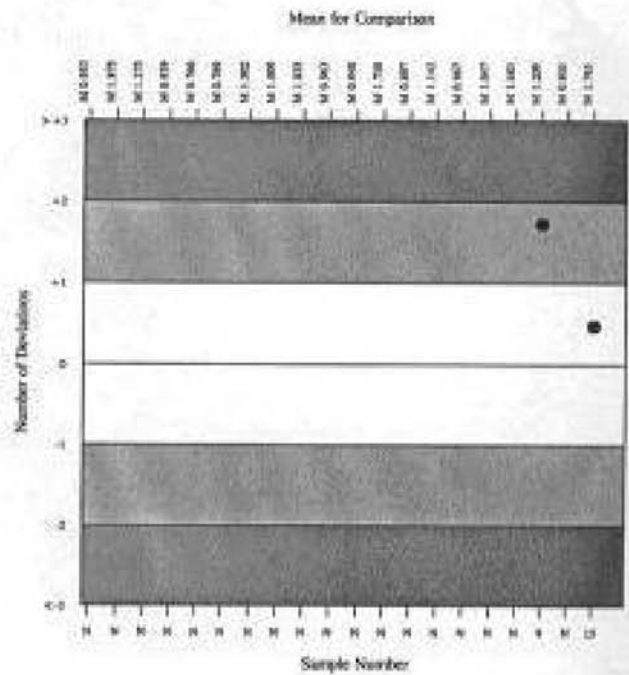
▲ Your Result	188.000	SDI	-0.47
		RMSDI	Too Few
▒ Mean for Comparison	192.564	TS	112
		RMTS	Too Few



# Bilirubin, Direct, mg/dl

	N	Mean	SD	CV%	etc.
□ All Methods	702	1.716	0.42	24.2	36
▒ Diazo with Sulphanilic Acid	480	1.763	0.40	22.9	17
■ Merck, Microlab	5	2.038	0.67	32.9	0

▲ Your Result	1.950	SDI	0.46
		RMSDI	Too Few
▒ Mean for Comparison	1.763	TS	N/A
		RMTS	N/A



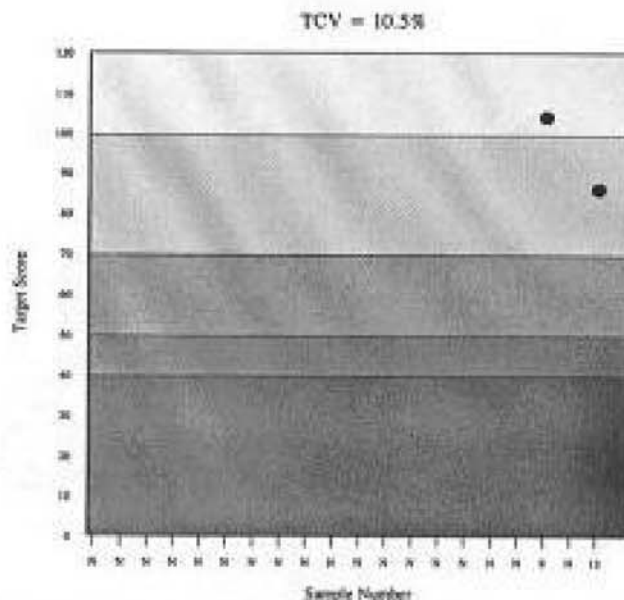
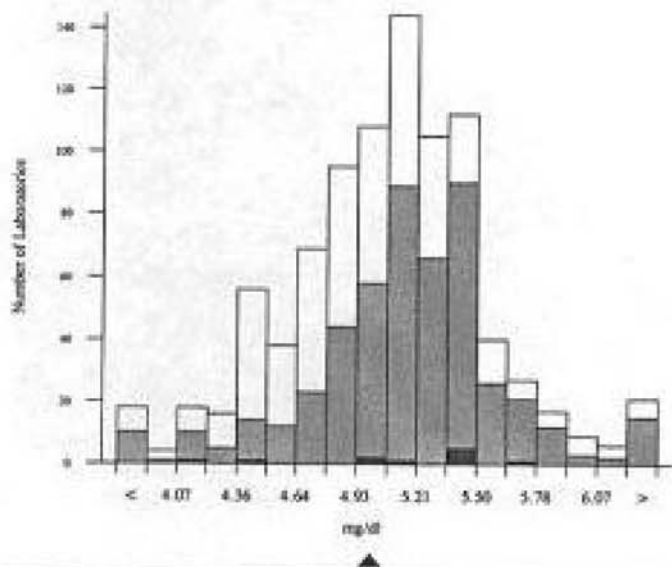
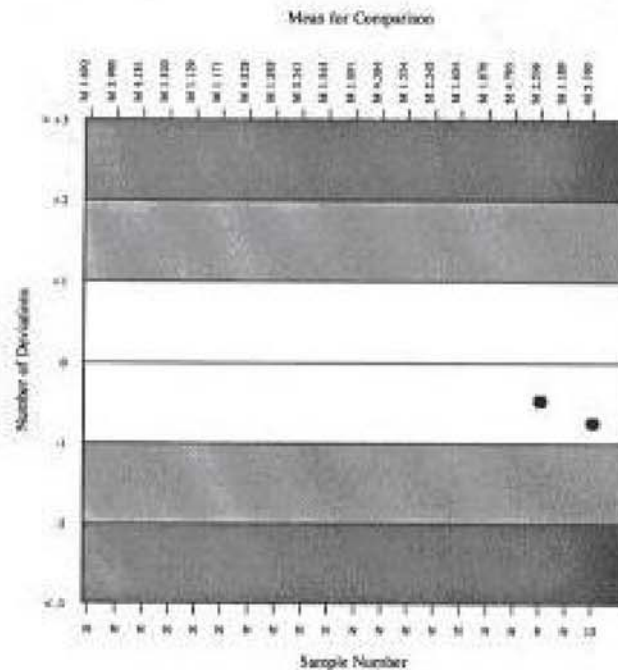
**RIQAS**



# Bilirubin, Total, mg/dl

	N	Mean	SD	CV%	exc.
All Methods	903	5.076	0.38	7.5	57
Diazo with Sulphanilic Acid	501	5.190	0.32	6.2	44
Merek, Microfish	11	5.146	0.49	9.4	0

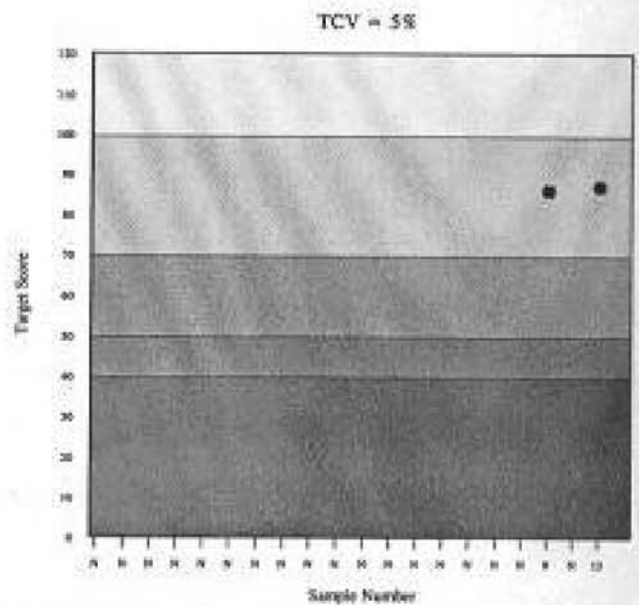
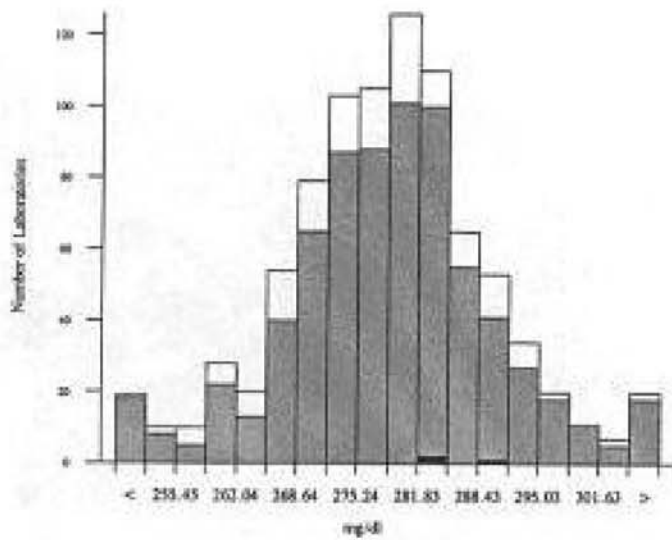
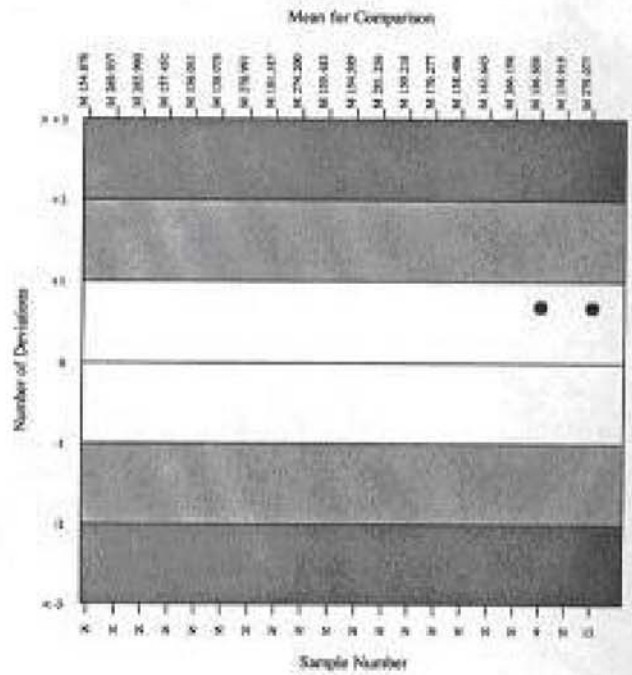
▲ Your Result	4.950	SDI	-0.75
		RMESDI	Too Few
■ Mean for Comparison	5.190	TS	86
		RMTS	Too Few



# Cholesterol, mg/dl

	N	Mean	SD	CV%	etc.
All Methods	874	278.541	8.80	3.2	68
Cholesterol Oxidase	722	279.077	8.78	3.1	53
Merck, Microlab	3	286.333	3.21	1.1	0

▲ Your Result	285.000	SDI	0.67
		RMSDI	Too Few
■ Mean for Comparison	279.077	TS	87
		RMTS	Too Few



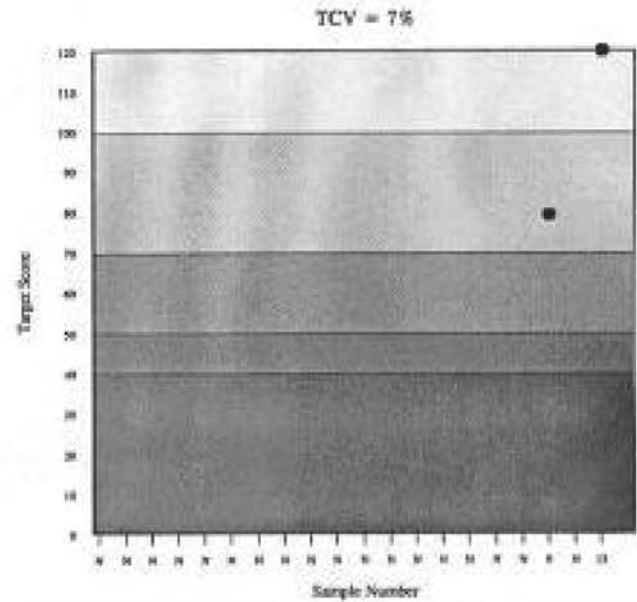
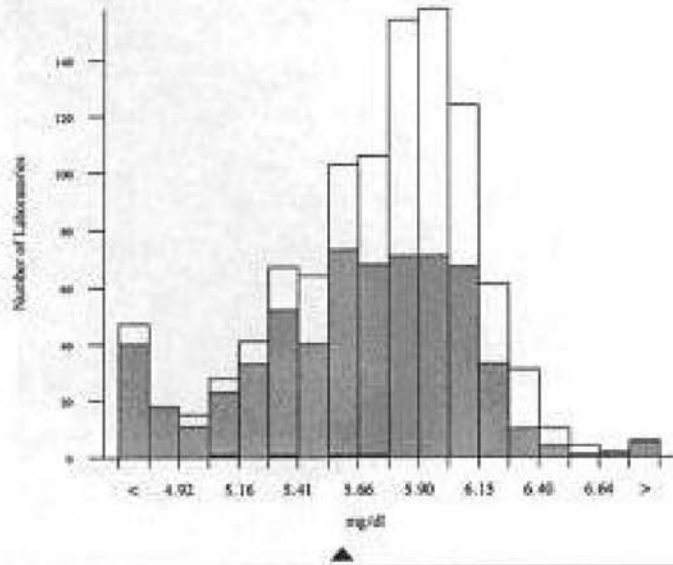
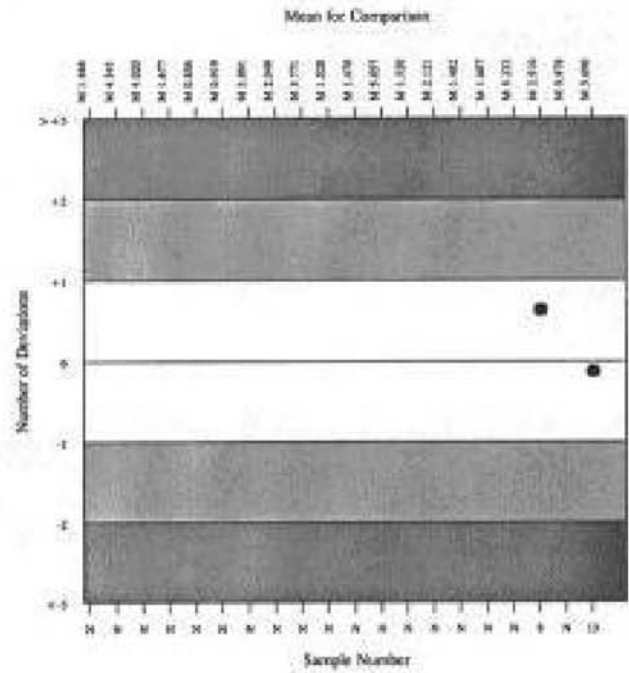
RIQAS



# Creatinine, mg/dl

	N	Mean	SD	CV%	exc.
☐ All Methods	1039	5.786	0.33	5.7	73
▒ Alkaline picrate no deprot.	621	5.698	0.36	6.4	47
■ Merck, Microlab	4	5.460	0.27	5.0	0

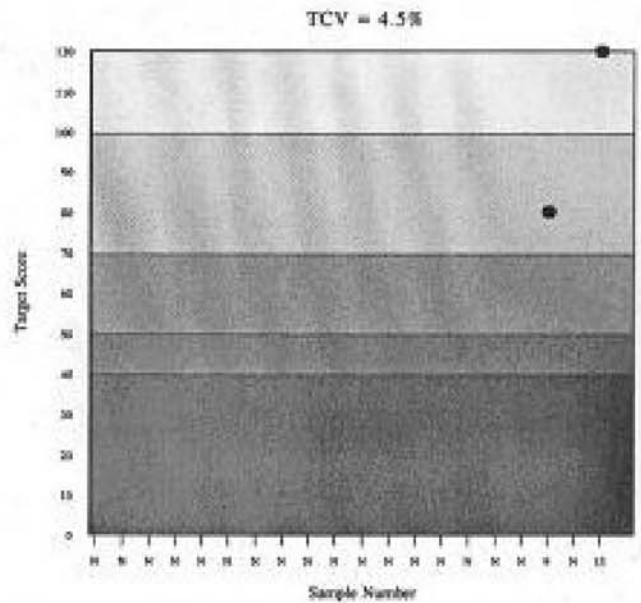
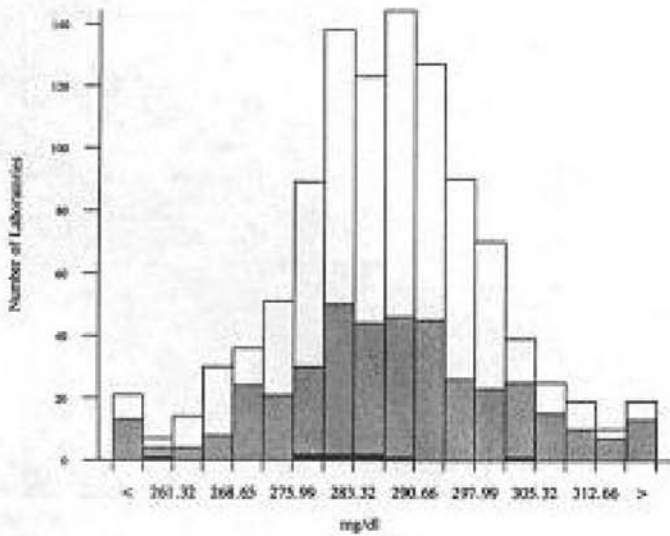
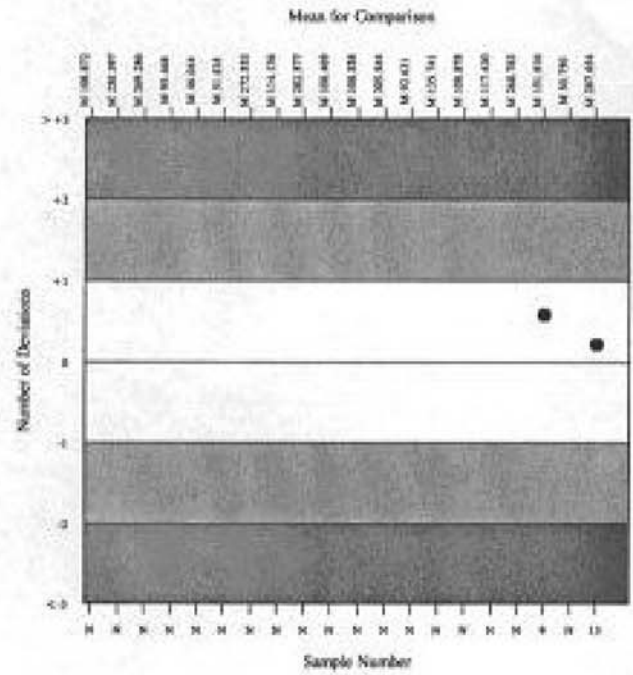
▲ Your Result	5.630	SDI	-0.13
		RMSDI	Too Few
▒ Mean for Comparison	5.698	TS	120
		RMTS	Too Few



# Glucose, mg/dl

	N	Mean	SD	CV% est.	
□ All Methods	1052	286.994	9.78	3.4	74
▒ Glucose oxidase	408	287.654	11.18	3.9	36
■ Merck, Microlab	9	282.469	4.43	1.6	2

▲ Your Result	290.000	SDI	0.21
		RMSDI	Too Few
▒ Mean for Comparison	287.654	TS	120
		RMFS	Too Few



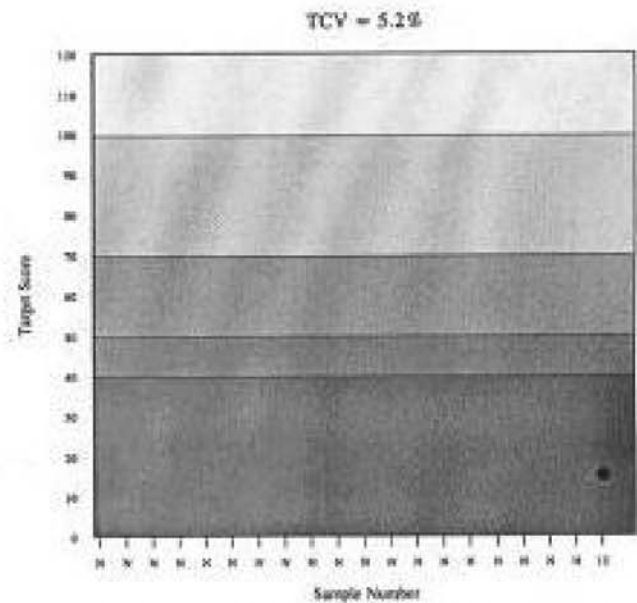
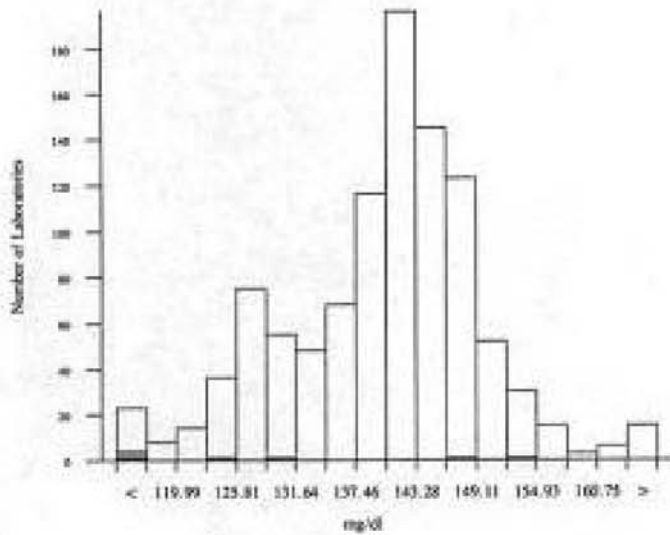
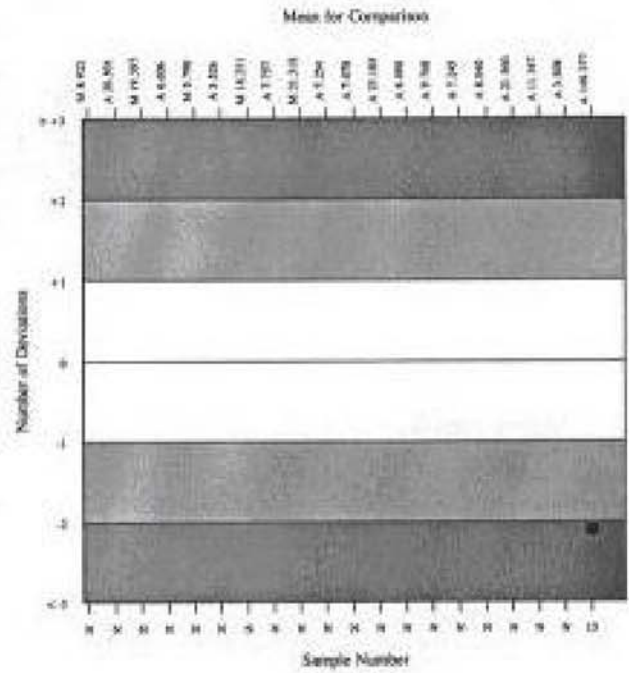
**RIQAS**



# Urea, mg/dl

	N	Mean	SD	CV%	exc.
<input type="checkbox"/> All Methods	1028	140.377	7.76	5.5	65
<input type="checkbox"/> Urease, hypochlorite	8	126.945	18.14	14.3	1
<input type="checkbox"/> Merck, Microtab	2	114.000	14.14	12.4	0

<input checked="" type="checkbox"/> Your Result	124.000	SDI	-2.11
		RMSDI	Too Few
<input type="checkbox"/> Mean for Comparison	140.377	T5	15
		RMT5	Too Few



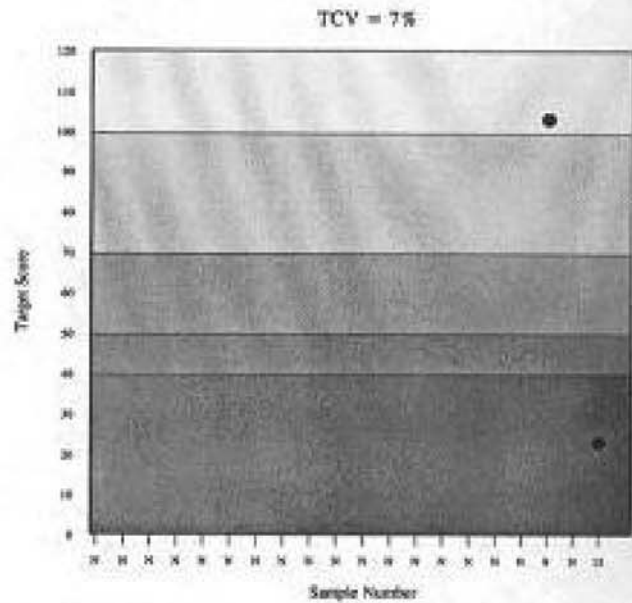
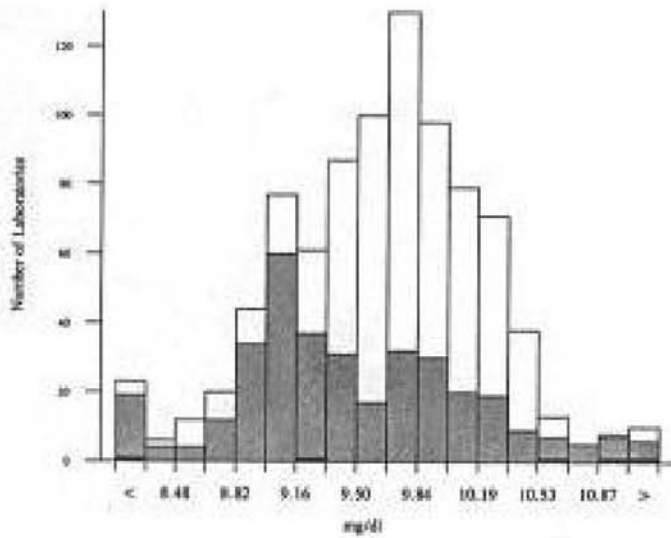
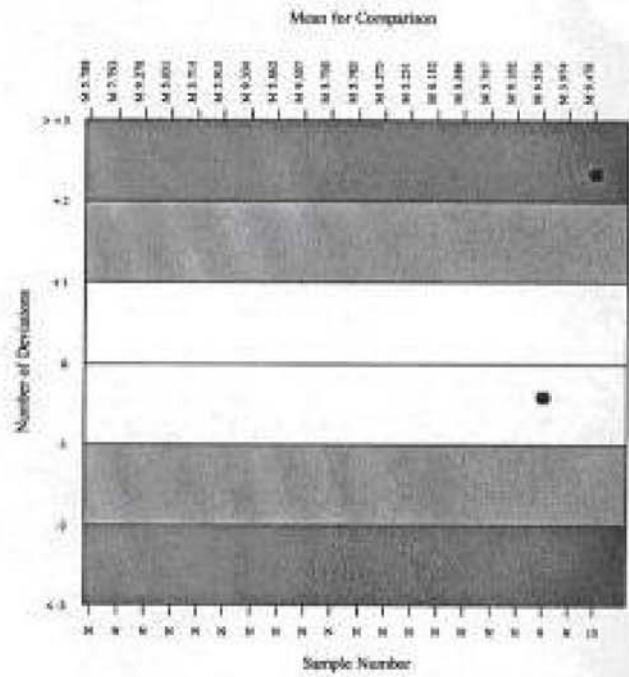
**RIQAS**



# Uric Acid (Urate), mg/dl

	N	Mean	SD	CV%	exc.
All Methods	382	9.678	0.46	4.7	39
Uricase perox. no ascorb. ox.	353	9.478	0.52	5.5	33
Merck, MicroLab	5	10.020	1.40	14.0	0

▲ Your Result	10.700	SDI	2.33
		RMSDI	Too Few
■ Mean for Comparison	9.478	TS	23
		RMTS	Too Few



**RIQAS**



Analyte	Mean for Comparison	Your Result	SDI	RMSDI	TS	RMTS	Comments
Albumin	4.981	5.240	1.21	Too Few	59	Too Few	
ALT (GPT)	143.236	142.000	-0.15	Too Few	120	Too Few	
AST (GOT)	192.564	188.000	-0.47	Too Few	112	Too Few	
Bilirubin, Direct	1.763	1.950	0.46	Too Few	N/A	N/A	
Bilirubin, Total	5.190	4.950	-0.75	Too Few	86	Too Few	
Cholesterol	279.077	285.000	0.67	Too Few	87	Too Few	
Creatinine	5.698	5.650	-0.13	Too Few	120	Too Few	
Glucose	287.654	290.000	0.21	Too Few	120	Too Few	
Urea	140.377	124.000	-2.11	Too Few	15	Too Few	
Uric Acid (Urate)	9.478	10.700	2.33	Too Few	23	Too Few	

ORMSDI N/A

ORMTS N/A

**RIQAS**